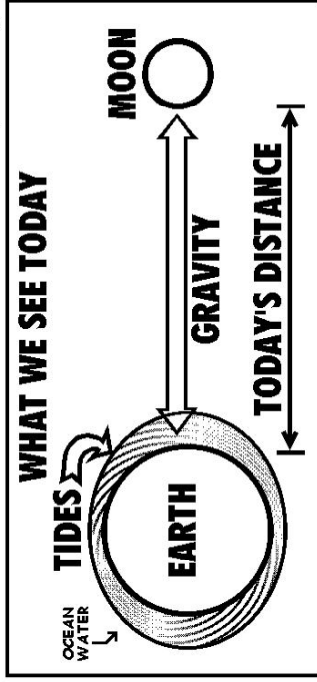





THE MOON IS MOVING FURTHER AWAY! 2-3 INCHES EVERY YEAR!
 BUT THAT MEANS THAT IT USED TO BE CLOSER! IF THE MOON WAS CREATED 6000 YEARS AGO, LIKE THE BIBLE SAYS, THEN THERE IS NO PROBLEM. BUT 70 MILLION YEARS AGO? THAT'S WHEN EVOLUTION SAYS THE DINOSAURS WENT EXTINCT & THERE WERE MANY LIFE-FORMS ON EARTH.

BUT THE MOON AFFECTS THE TIDES, & THE CLOSER IT GETS TO THE EARTH,



WHAT WE SEE TODAY


"MILLIONS OF YEARS AGO"
HIGHER TIDES



THE GREATER THE GRAVITY BECOMES, ... AND THE HIGHER THE TIDES!

*GRAVITY INCREASES BY THE "INVERSE SQUARE". -- THAT'S MATHEMATICS. IN PLAIN ARITHMETIC, IT MEANS THAT IF YOU HALF (1/2) THE DISTANCE, YOU QUADRUPLE (4X) THE PULL OF THE GRAVITY

USING ACCURATE MEASUREMENTS & LAWS OF SCIENCE, WE FIND THAT ONLY A FEW MILLION YEARS AGO THE MOON WOULD'VE BEEN CLOSE ENOUGH TO THE EARTH TO CAUSE THE TIDES TO RISE HIGH ENOUGH TO **DROWN THE ENTIRE SURFACE OF THE EARTH ... TWICE A DAY!!**



SORRY, CHARLIE!
THAT BOAT WON'T FLOAT!

MAYBE YOU SHOULD EVOLVE SOME SCUBA TANKS!

HELLO ... AGAIN

